



Nome e Cognome Data

IN ALTO, IN BASSO

* COLORA IN GIALLO L'UCCELLINO CHE STA PIÙ IN ALTO
E IN AZZURRO QUELLO PIÙ IN BASSO.




* DISEGNA I GATTI SULLA SCALA, UNO IN ALTO
E UNO IN BASSO.



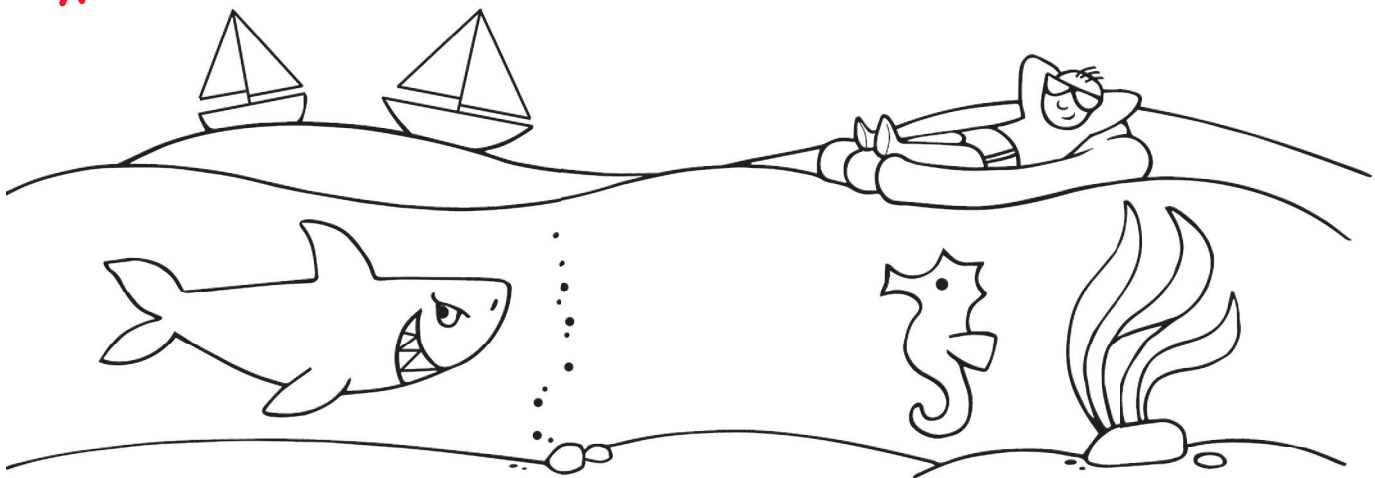
Nome e Cognome Data

SOPRA, SOTTO


* COLORA GLI OGGETTI CHE STANNO SOPRA IL PONTE.



* COLORA GLI OGGETTI CHE STANNO SOTTO IL MARE.




* DISEGNA UN VASO DI FIORI SOPRA IL TAVOLO, UNA PALLA E UNA MATITA SOTTO IL TAVOLO.




Nome e Cognome Data

DAVANTI, DIETRO


* COLORA CHI STA DAVANTI A TUTTI.



* COLORA CHI STA DIETRO A TUTTI.



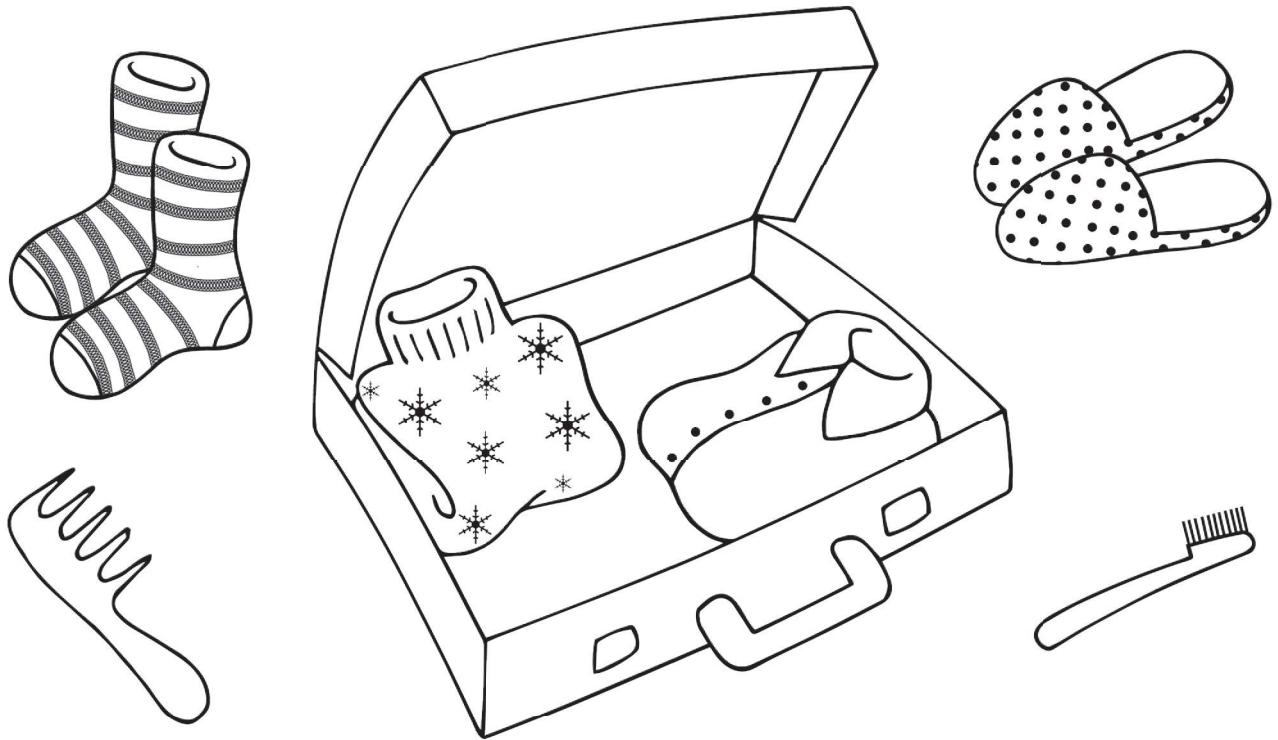
* COLORA IN GIALLO LE COSE CHE STANNO DAVANTI ALL'ALBERO E ALLA CASA, IN ROSSO LE COSE CHE STANNO DIETRO.




Nome e Cognome Data

DENTRO, FUORI

* CON FRECCE COLORATE MANDA DENTRO ALLA VALIGIA:
LE CIABATTE, LO SPAZZOLINO, IL PETTINE, LE CALZE.




* COLORA GLI OGGETTI CHE SONO FUORI DALLO ZAINO.



Nome e Cognome Data

VICINO, LONTANO

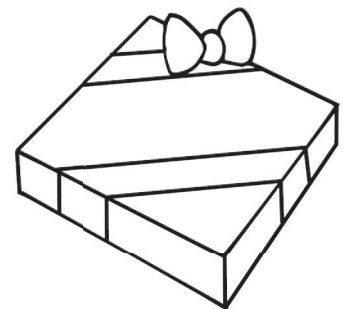

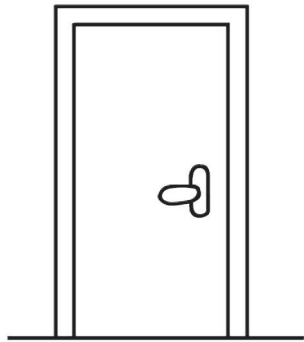
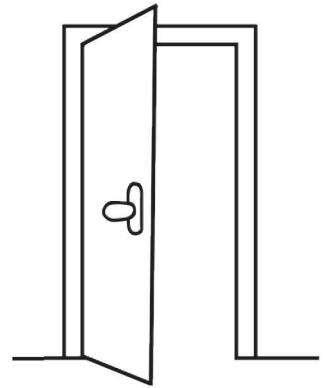


* **COLORA IN ROSA CHI È PIÙ LONTANO DALLA SCUOLA
E IN VERDE CHI È PIÙ VICINO ALLA SCUOLA.**



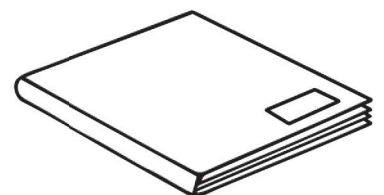
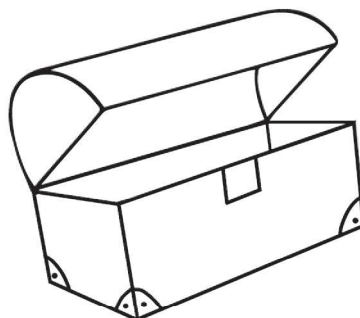

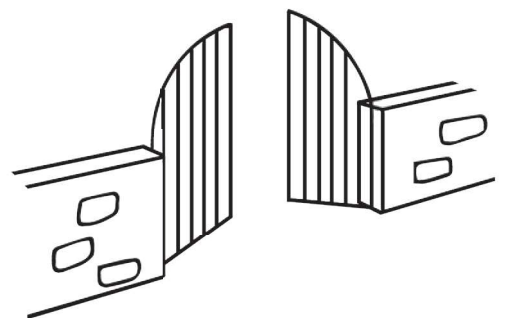
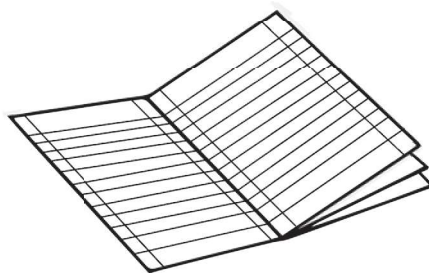
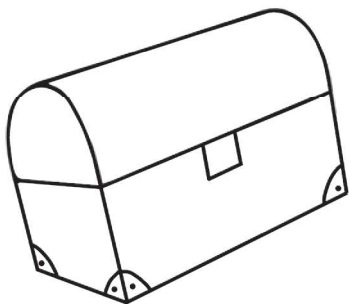
Nome e Cognome Data

APERTO, CHIUSO

* COLORA GLI OGGETTI APERTI.



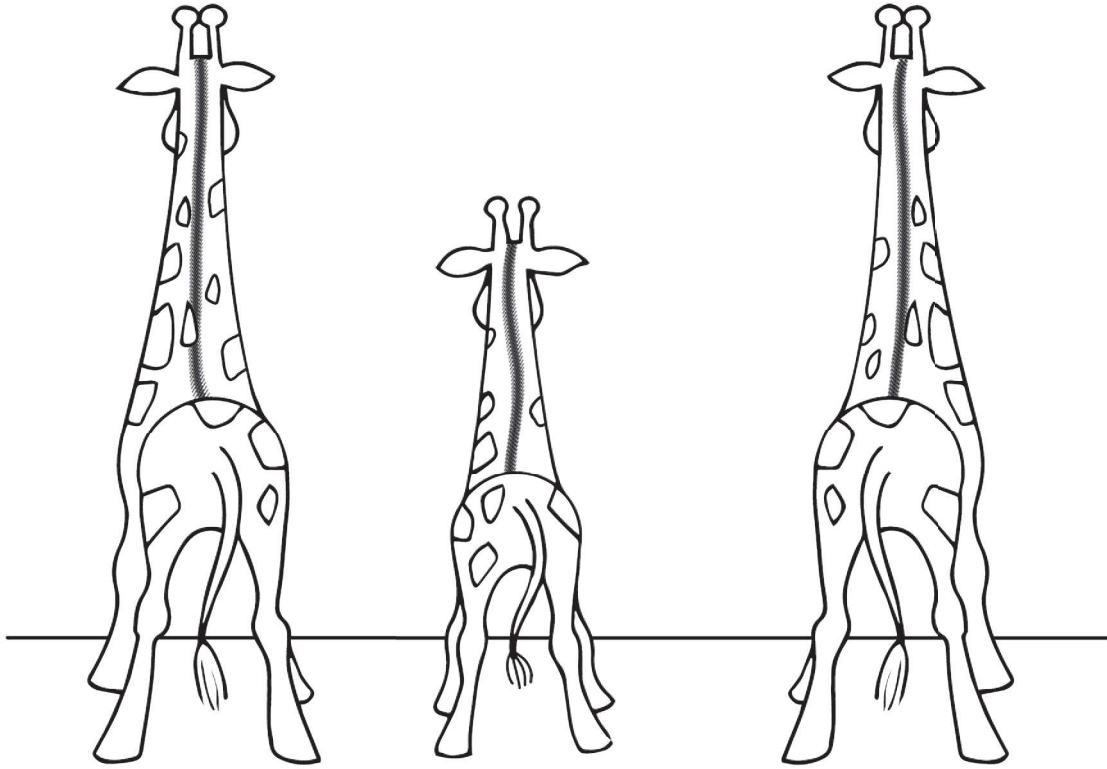
* COLORA GLI OGGETTI CHIUSI.




Nome e Cognome Data

DESTRA, SINISTRA

* COLORA LA GIRAFFA CHE È A DESTRA DELLA GIRAFFINA.



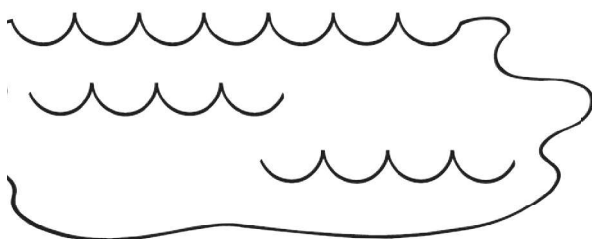





* COLORA SOLO LE ANATRE CHE GUARDANO VERSO SINISTRA.



Nome e Cognome Data

I COLORI


* COLORA CON I COLORI ADATTI.



Nome e Cognome Data

COLORARE

* COLORA BENE, SENZA USCIRE DAI BORDI.



Nome e Cognome Data

RITMI GRAFICI

* COMPLETA LE CORNICETTE.

A grid-based box containing a sequence of shapes: a square, another square, and a vertical line.

A grid-based box containing a sequence of shapes: a square, a horizontal line, a square, and a vertical line.

A grid-based box containing a sequence of shapes: a horizontal rectangle, a square, and a horizontal line.










A grid-based box containing a sequence of shapes: a triangle, another triangle, a horizontal line, and a series of dots.

A grid-based box containing a sequence of shapes: a triangle, a square, and a diagonal line.

Nome e Cognome Data

DIFFERENZE









* PER OGNI COPPIA DI DISEGNI, SEGNA CON UNA X IN CHE COSA È DIVERSO IL SECONDO.



Nome e Cognome Data

UGUAGLIANZE E DIFFERENZE

* COLORA IN OGNI GRUPPO L'ELEMENTO UGUALE AL MODELLO.



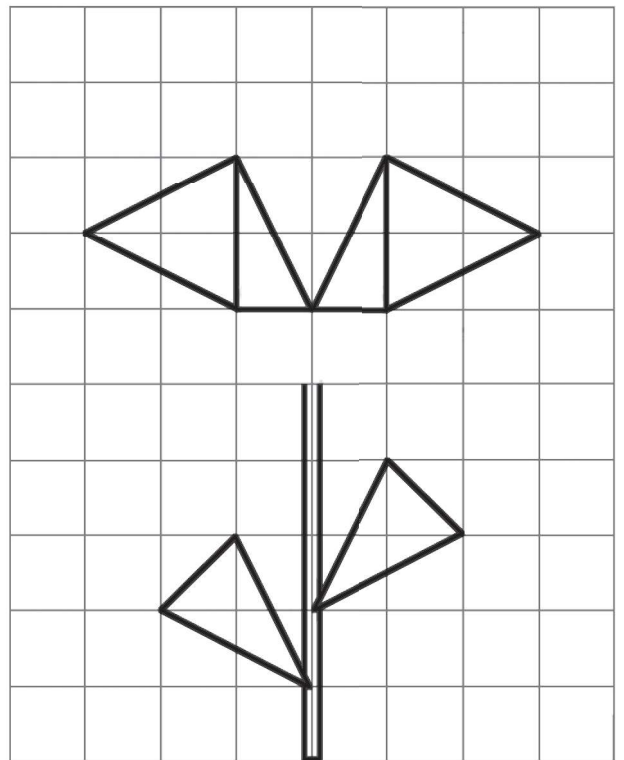
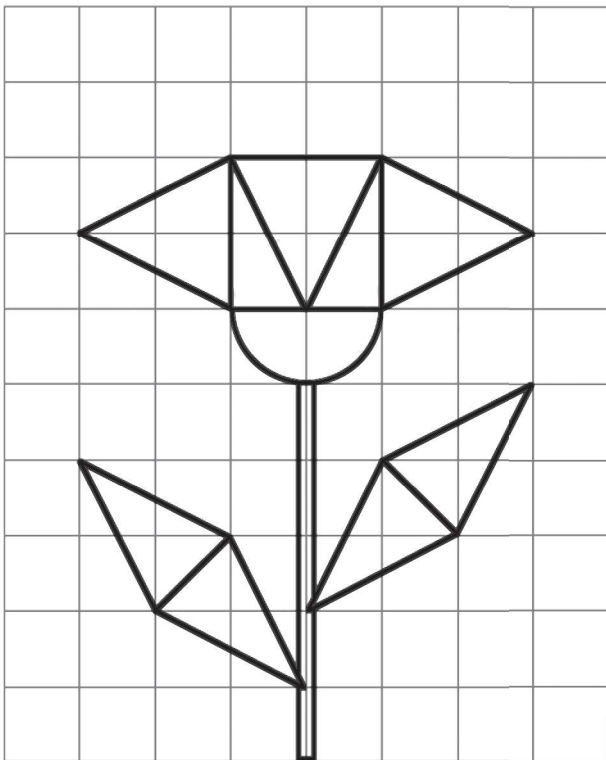
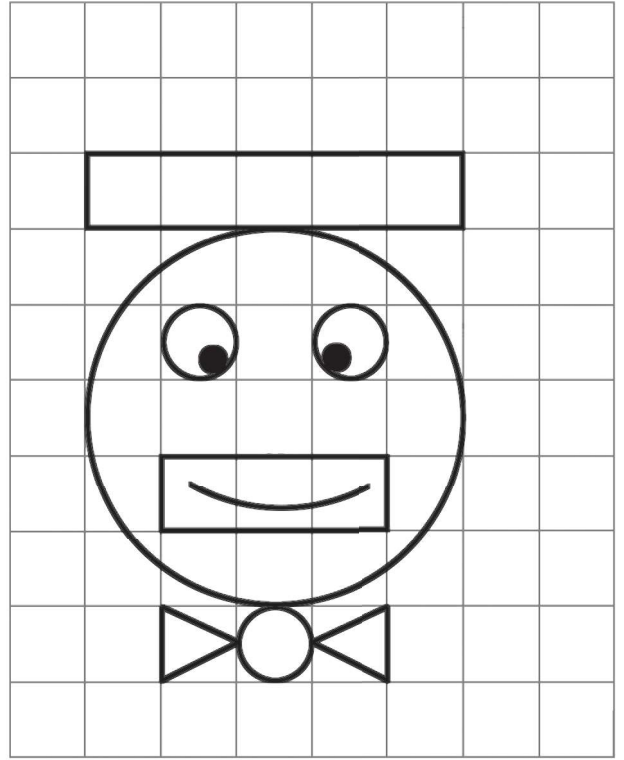
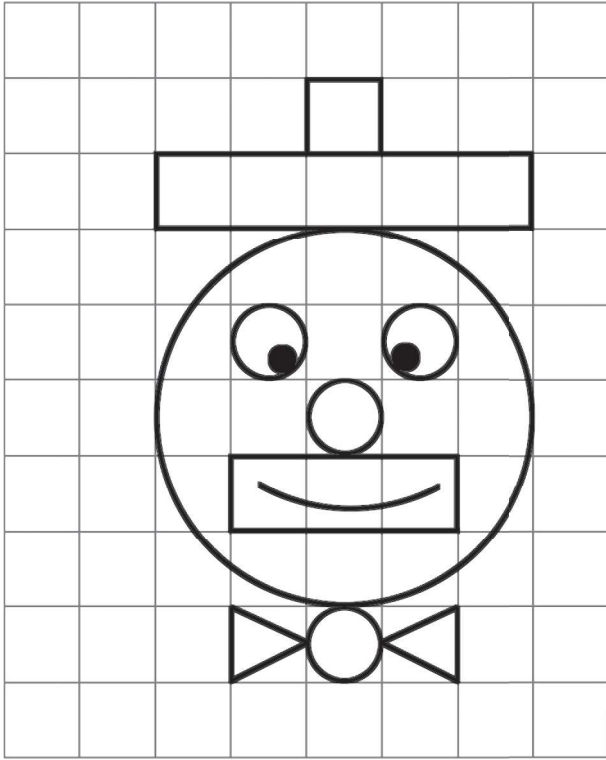
* COLORA IN OGNI GRUPPO L'ELEMENTO DIVERSO DAL MODELLO.



Nome e Cognome Data

UGUALE AL MODELLO

* COMPLETA LA FIGURA A DESTRA.



SCHEDA PERSONALE PER LA RILEVAZIONE DELLE ABILITÀ INIZIALI

La griglia per la rilevazione delle abilità iniziali viene presentata in due differenti forme grafiche. Nella prima si ha una scheda individuale per rilevare il livello di partenza di ogni allievo. Nella seconda sarà possibile tabulare i dati complessivi della classe. Sia nella scheda personale sia in quella relativa alla classe, l'insegnante potrà segnare eventuali altri pre-requisiti che ritenga utile indagare.

Nome Cognome

Prove eseguite nei giorni

POSSIEDE L'ABILITÀ	Sì	No	Parz.
1. Ha interiorizzato il concetto di:			
a. in alto/in basso.			
b. sopra/sotto.			
c. davanti/dietro.			
d. dentro/fuori.			
e. vicino/lontano.			
f. aperto/chiuso.			
g. destra/sinistra.			
2. Riconosce le principali forme geometriche.			
3. Riconosce i colori.			
4. Colora una figura data (campitura).			
5. Riproduce ritmi grafici.			
6. Sa osservare e riconoscere le differenze in un due disegni simili.			
7. Sa osservare e riconoscere uguaglianze e differenze.			
8. Completa una figura data rendendola uguale al modello.			
9. Discrimina i simboli numerici.			
10. Riconosce gli insiemi equipotenti.			
11. Classifica in base a un criterio.			

Difficoltà rilevate

SCHEDA PER LA RILEVAZIONE DELLE ABILITÀ INIZIALI

SCHEDA RIASSUNTIVA

Classe 1^a Anno scolastico

Abilità acquisita **Si** • Abilità acquisita in parte **P** • Abilità non acquisita **No**

I numeri fanno riferimento ai prerequisiti indicati nella scheda personale.

ELENCO ALUNNI	1a	1b	1c	1d	1e	1f	1g	2	3	4	5	6	7	8	9	10	11
1.																	
2.																	
3.																	
4.																	
5.																	
6.																	
7.																	
8.																	
9.																	
10.																	
11.																	
12.																	
13.																	
14.																	
15.																	
16.																	
17.																	
18.																	
19.																	
20.																	
21.																	
22.																	
23.																	
24.																	
25.																	
26.																	
27.																	